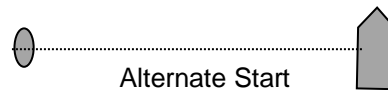
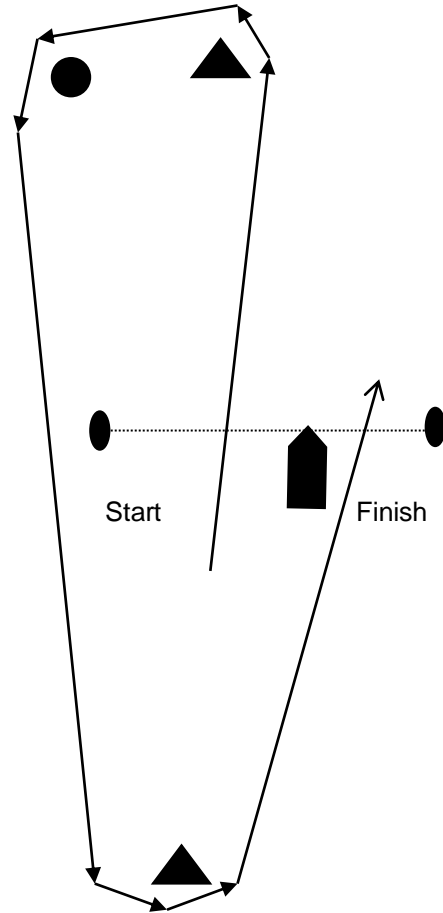
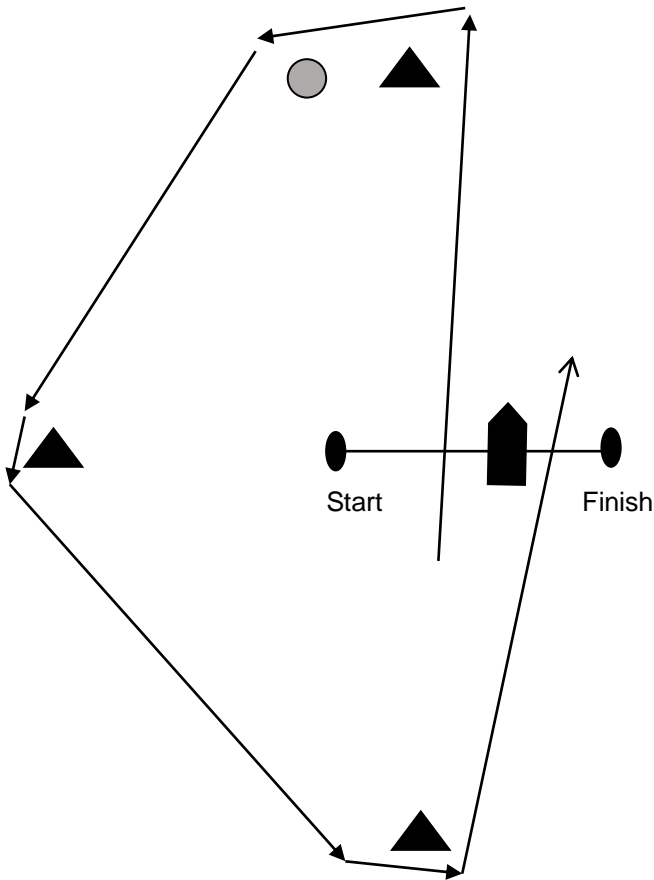
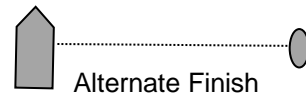
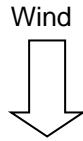


Illustration A



T – Triangle Course

WL – Windward Leeward

NOTES:

1. The course illustrated in Black is the basic course.
2. The Alternate Start and Alternate Finish illustrated in Grey may be used on either the “WL” or the “T” course in accordance with the Sailing Instructions.
3. Note: the Race Committee may set the Offset Mark (illustrated as a Grey circle) for a triangle course. If the Offset Mark is set it is a mark of the course and required to be left to port.
4. These courses are base courses which may be modified in accordance with the Sailing Instructions.